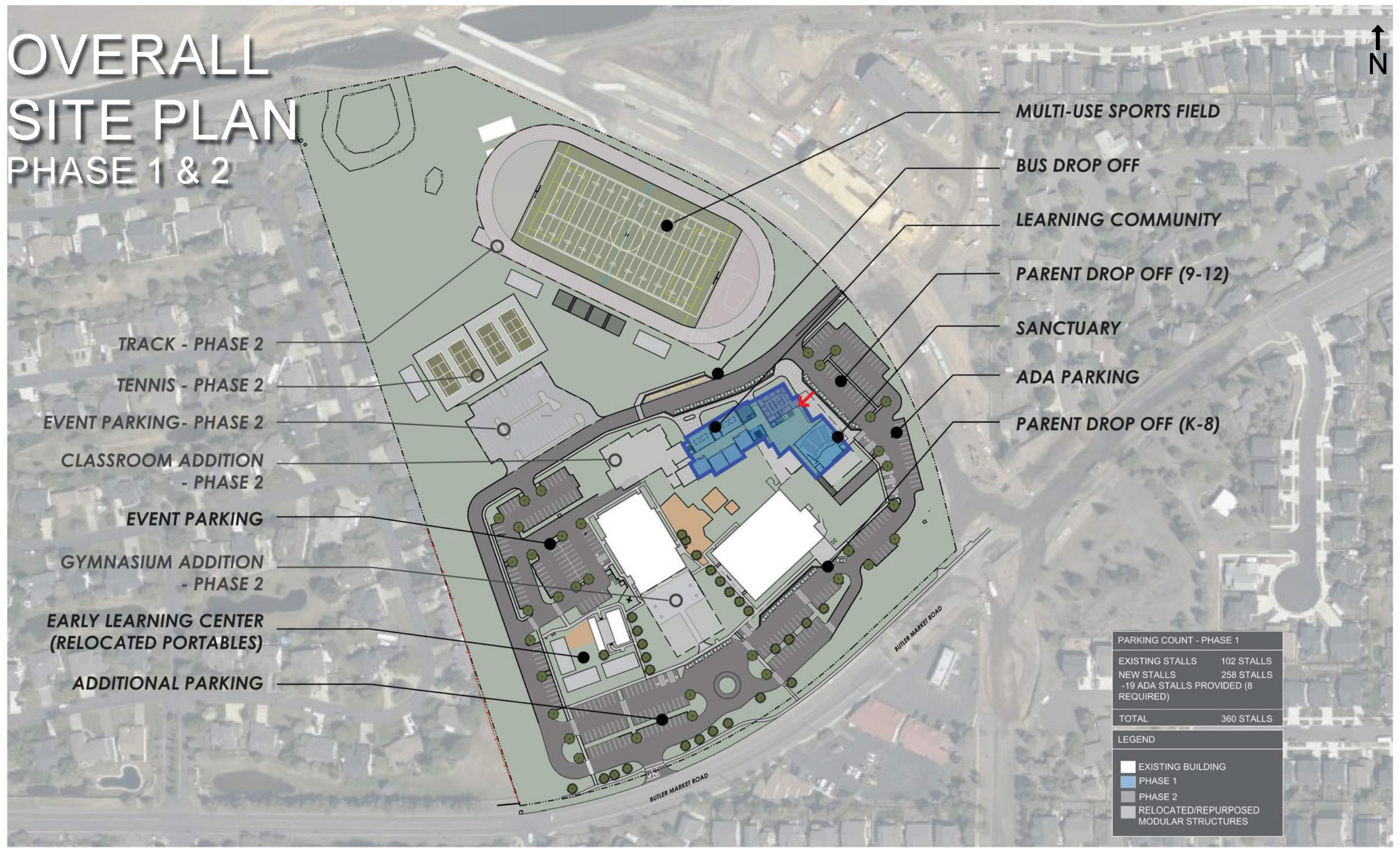


OVERALL SITE PLAN PHASE 1 & 2



- TRACK - PHASE 2
- TENNIS - PHASE 2
- EVENT PARKING- PHASE 2
- CLASSROOM ADDITION - PHASE 2
- EVENT PARKING
- GYMNASIUM ADDITION - PHASE 2
- EARLY LEARNING CENTER (RELOCATED PORTABLES)
- ADDITIONAL PARKING

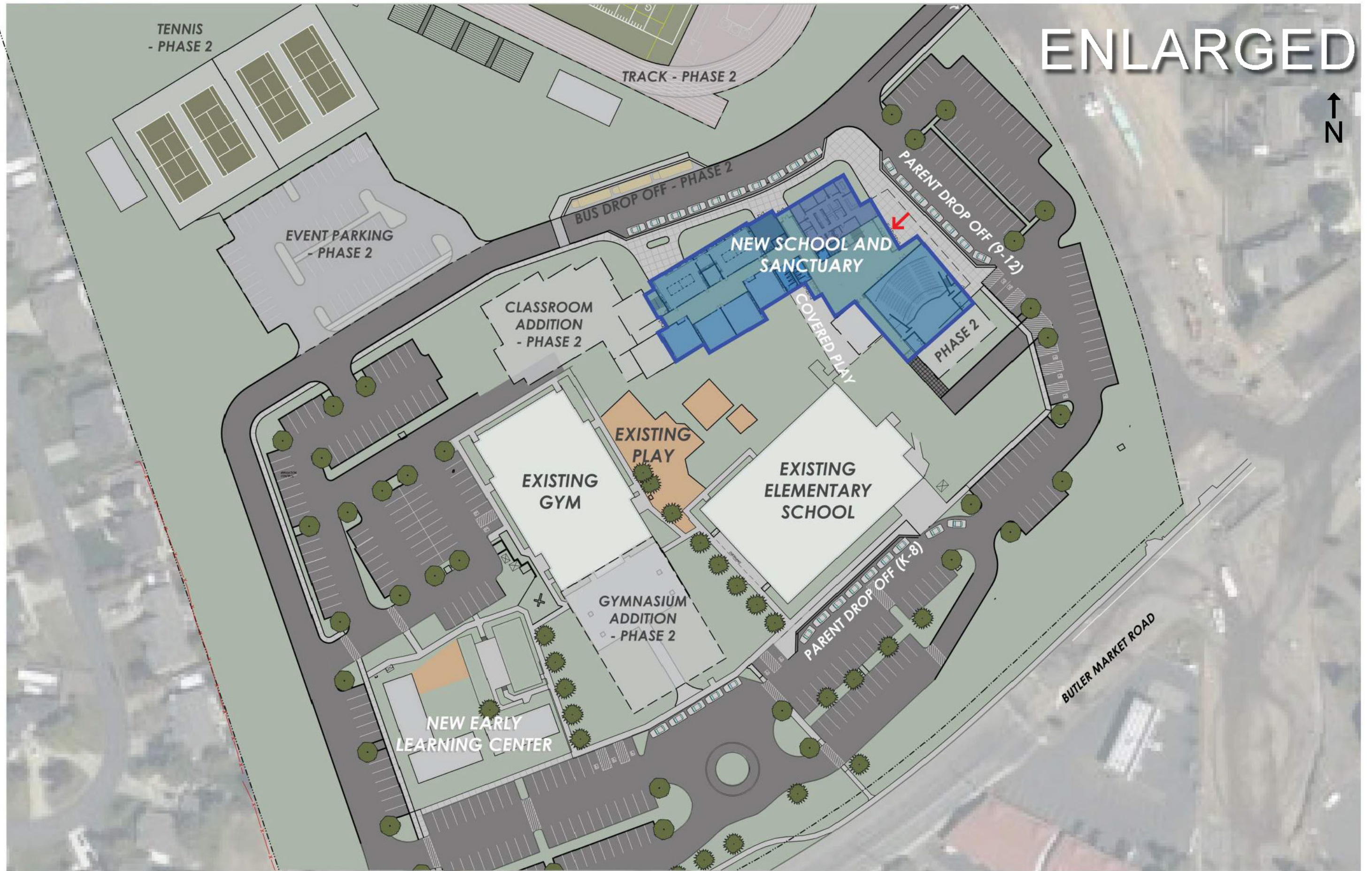
- MULTI-USE SPORTS FIELD
- BUS DROP OFF
- LEARNING COMMUNITY
- PARENT DROP OFF (9-12)
- SANCTUARY
- ADA PARKING
- PARENT DROP OFF (K-8)

PARKING COUNT - PHASE 1	
EXISTING STALLS	102 STALLS
NEW STALLS	258 STALLS
	-19 ADA STALLS PROVIDED (8 REQUIRED)
TOTAL	360 STALLS

LEGEND	
	EXISTING BUILDING
	PHASE 1
	PHASE 2
	RELOCATED/REPURPOSED MODULAR STRUCTURES



ENLARGED



FIRST FLOOR PLAN




CRITICAL DIMENSIONS

WORSHIP & PERFORMING ARTS (INCLUDING STAGE)	90' X 85'
COMMONS	90' X 45'
TYPICAL CLASSROOM	30' X 30'
SCIENCE CLASSROOM	30' X 45'
MUSIC CLASSROOM	30' X 45'

LEGEND

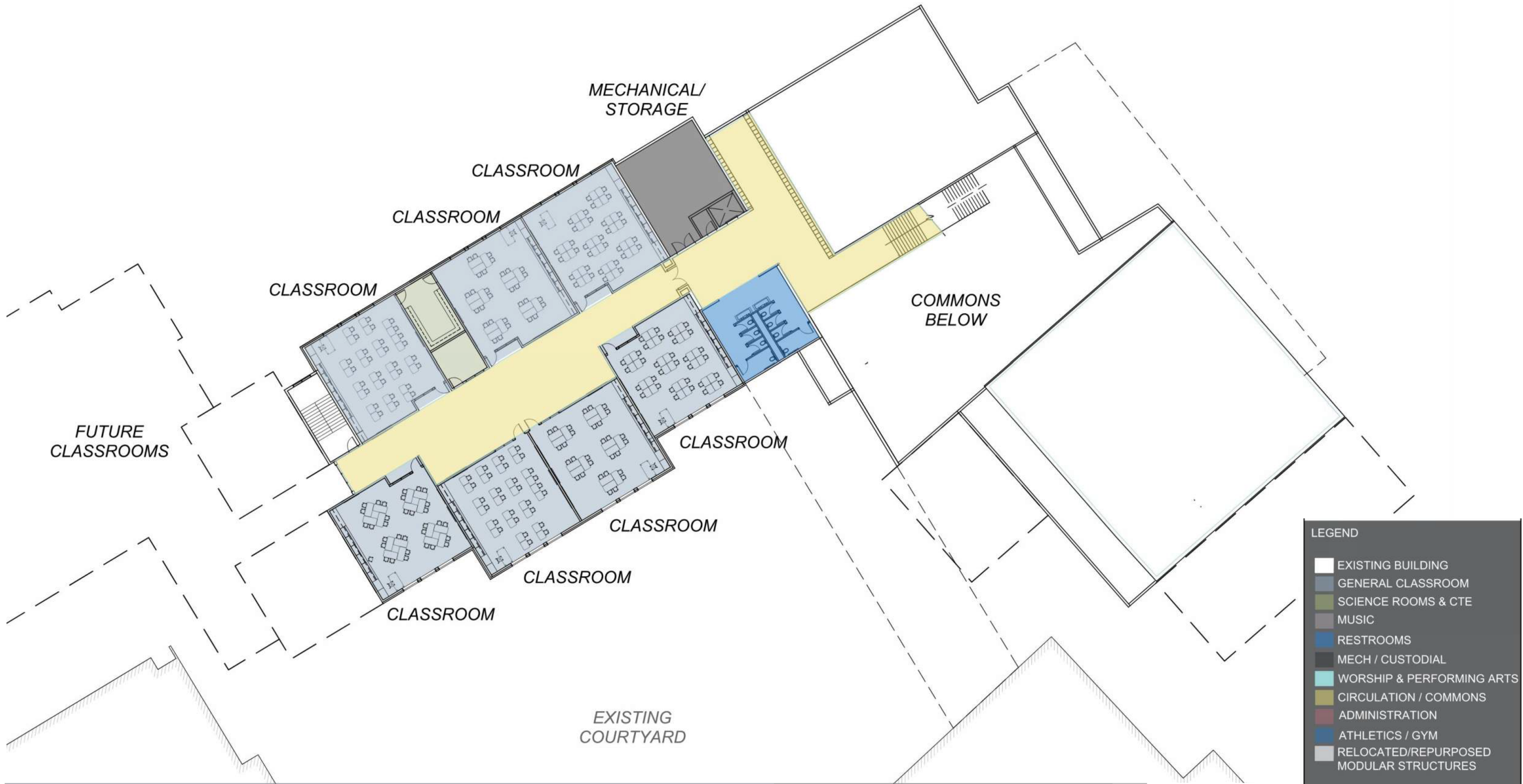
- EXISTING BUILDING
- GENERAL CLASSROOM
- SCIENCE ROOMS & CTE
- MUSIC
- RESTROOMS
- MECH / CUSTODIAL
- WORSHIP & PERFORMING ARTS
- CIRCULATION / COMMONS
- ADMINISTRATION
- ATHLETICS / GYM
- RELOCATED/REPURPOSED MODULAR STRUCTURES



EDUCATION WING



SECOND FLOOR PLAN +



LEGEND

- EXISTING BUILDING
- GENERAL CLASSROOM
- SCIENCE ROOMS & CTE
- MUSIC
- RESTROOMS
- MECH / CUSTODIAL
- WORSHIP & PERFORMING ARTS
- CIRCULATION / COMMONS
- ADMINISTRATION
- ATHLETICS / GYM
- RELOCATED/REPURPOSED MODULAR STRUCTURES

